

***ОТЧЕТЕН ДОКЛАД ЗА
ДЕЙНОСТТА
НА
РАЙОНЕН СЪД
ГЕНЕРАЛ ТОШЕВО
ЗА
2019 ГОДИНА***

-
- 1.
- 2.
- 3.
-
- 1.
- 2.
- 3. 2017 – 2019 .
- 4.
- 5. 2017 – 2019 .
- 6. / – % 2017 – 2019 .
- 7. 2017 – 2019 .
-
- 1.
- 2. 2017 – 2019 .
- 3. ;
- 4.
- 5. ,
- 6. –
- 7.
- 8.
- 9.
- V.**
- 1.
- 2. 2017 – 2019 .
- 3. ;
- 4.
- 5. ,
- 5.1. ,
- 5.2. ,
- 6. –
- 7.
- 8.

9.
10.

V.

V .

1.
2.

V .

VIII.

.

.

.

I.

2019 .

2.

2019

13

- 1

”

”;

- 1” .;

- 1

.

,

;

- 3 .;

- 2 .;

- 1 .;

- 1 .;

- - 1 .;

2019

- 1 .

- 1 .

18.10.2019

-

”

,

2019

. 170 .

4.33 (13/3);

2.60 (13/5).

2.

19.02.2015 .

.....

1.

01.10.2015 . ,
 ,
 ,
 .
 277/13.12.2018 ,
 . 35, . 4

—

-

. 329, . 3

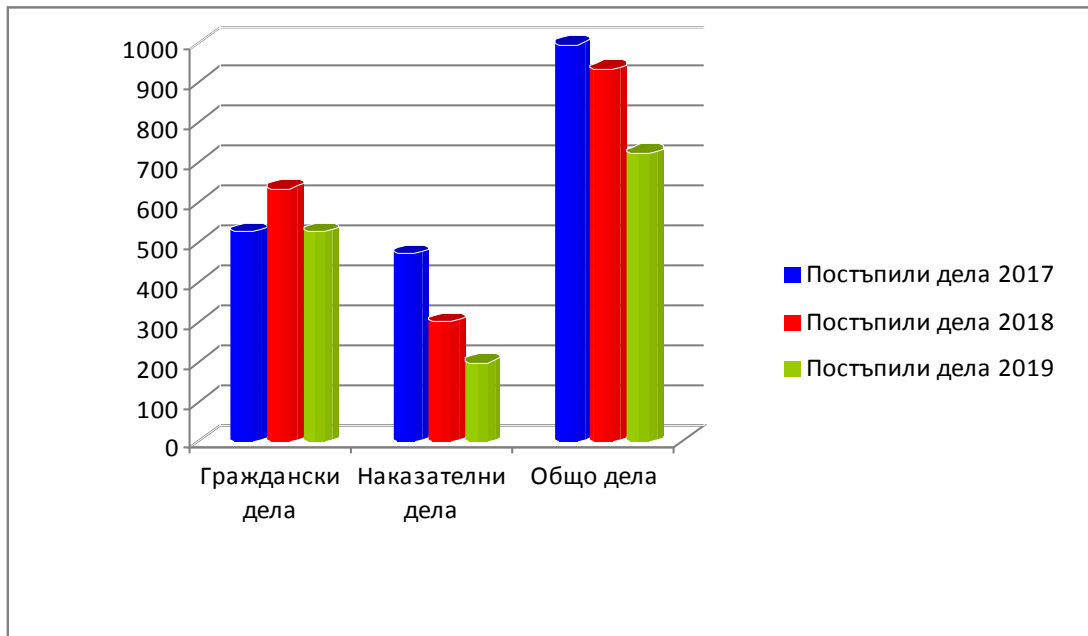
2.

2017 – 2019 .

2.1.

	2019	—
719 .	3 ,	
		722 .
525	197	
	722 .	- 72.71 %
27.29 %		

2018	933	633	3	930	
				300	
				933	- 67.85 %
		32.15 %			
2017	994	525	2	992	
				469	
				994	- 52.82 %
		47.18 %			

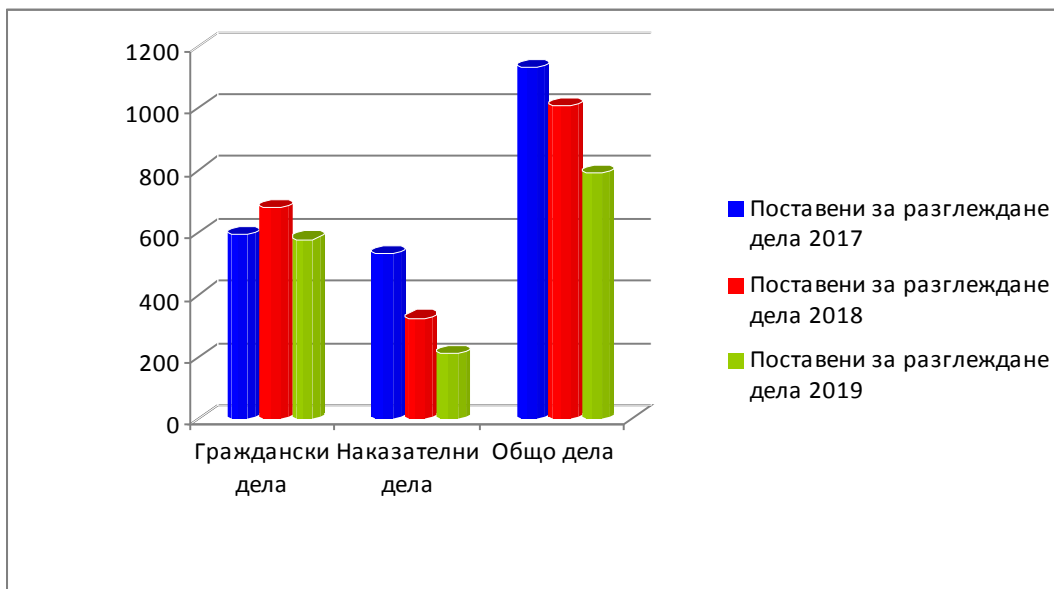


2019					
2018					
2017					
2019	791	579	722	69	212
2018	1007	682	325	74	2018

994 ., 2017 , 135 .
 595 2017 1129 ,
 534 .

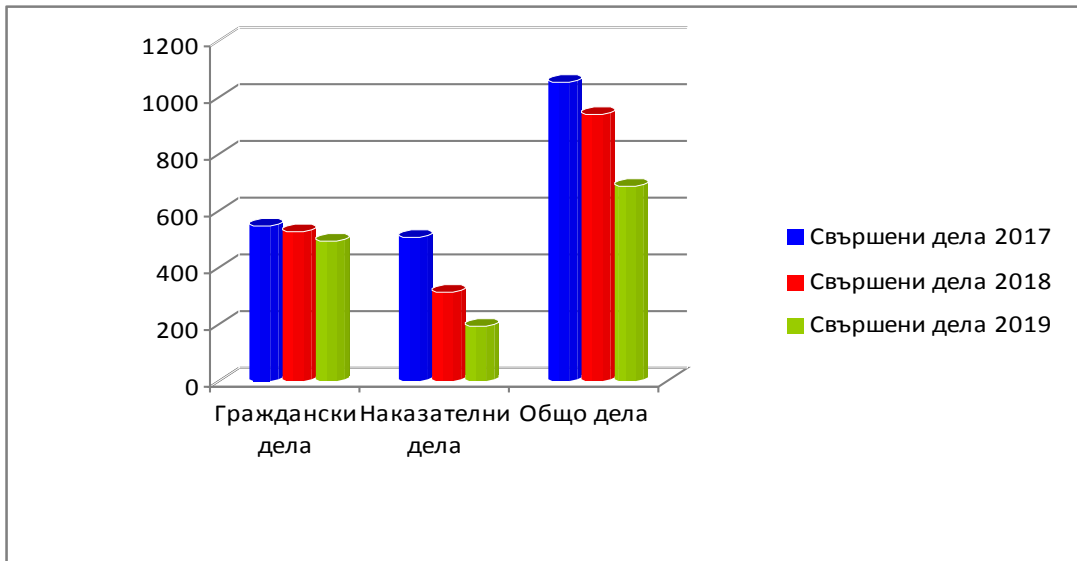
2017	135	994	1129
2018	74	933	1007
2019	69	722	791

, 2019 13 %
 2018 .



2.3.

.
 194 .
 493 . 687 .
 2018 . 939 , 629
 310 .
 2017 .
 509 545 , 1054 .
 2019 .



527, : 397 „ 130
 .78 – 15 . – 24 .
 2018 . 733
 „ : 546 „ 187 „ ..
 .78 – 14 „ – 45 .
 2017 .
 833 „ : 496 „ 337 „ ..
 .78 – 23 . – 69 .
 160 . , 96
 64 . 2018 .
 206 . , 83 123
 2017 . 221 , 49 .
 172 .

3. 2017 – 2019 .

687 . ,
 3- , 628 . 91 %
 456 . – 92 % 172 . – 89 %.
 2018 939 . , 3- ,
 873 . 93 % , 596 .
 – 95 % 277 . – 89 %.
 2017 1054 . , 3- ,
 920 . 87 % , 471 .
 – 86 % 449 . – 88 %.
 3-

: - ,
 - ,
 58 ,
 41 . 71,00 %; - 10 .
 17,00 %; - 5 . 8,6 %.
 - 3,4 %
 2018 . 50
 ,
 33 . 66,00 %; - 12 .
 24,00 %; - 5 . 10,00 %.
 2017 . - 99 . ,
 65 . 65,66 %; - 19 .
 19,19 %; - 13 . 13,13 % . 2
 - 2,02 %
 , -
 2019 ,

6.

2019 .

2017 -

2019

3 .

-

-

:

	2017 .				2018 .				2019			
	31,36	29,28	32,26	30,11	27,97	26,08	27,97	26,08	21,97	19,08	21,97	19,08
	33,05	30,28	34,00	31,14	37,89	34,94	37,89	34,94	32,17	27,39	32,17	27,39
	29,67	28,28	30,51	29,09	18,06	17,22	18,06	17,22	11,78	10,78	11,78	10,78

2018 . 2017 . - 2019 . ,

7.

62/16.12.2015 .

2019

89.45, , - 139.62 : - 90.70. -

110 180. .16, .2

70 110, .16, .1

- , 106,59, .16, .1

2018 106,74, 2017 115,76.

1.

/

2019 ., - ,

- 20%. 100% ,

/

2019 . —

:

2. 2017 – 2019 .

197 .

2018 300 . ,

299 , 1 —

, 2017

469 .



, 2019

2018 . - 103 ,

2017 . - 272 .

:

- - - :

- 1 . - 1 .

- 4 . - 3 . -

- 0 . 0 . -

- - ,

- 5 . 2 . . : 2019 .
 - 12
 10
 - 6
 6
 - 8 :
 8 8307 - .307 :
 - :
 - 1 1
 - :
 - 1 1
 -
 - 34
 - , 32 :
 - :
 - 7 55 66
 2019 e
 -7 : (. . . .)-
 - , :
 - 1 (. . . .) 1 0 :
 - (. . . .) 3 2 :
 - 1 :
 - (. . . .) 0 0 :
 0 :
 - , :
 - 1 (. . . .) 4 1 :

- (-) 11 . 0 . : 10 .

- (-): 6 . 0 . : 6 .

- -) : 7 . 0 . : 6 . (

2 . . 307 - . 307

- () 0 .

0 .

- (-) 0 . 1 . : 0 .

- - () 1 . 0 . : 1 .

- - () 32 . 3 . : 29

- : - () 0 .

0 . 0 .

- -) 0 . 0 . : (0 .

66 , 2018 119 , 2017 2019

185 .

2018 129 . , 2017 72 ,

193 .

2019 6 . , 2017 2 . , 2018 5 .

5 . , 2018 8 . , 2017 7 . 2019

2019 60 . 25 .

				85	
2018		80			42
2017		160		122	64
				224	85
			85		
		.78		2019	16
2018	78	-17		78	-13
2017	78	-15		22	
78	-25				
	2018				.78
				29	
				33	
25	2018		40		
	2017		50		46
		33		84	74

3.

2019

-17

.64

.29

.329, ' .3 .

,

4.

15

197,
2019 . 212 .

2018 . 25 .,

300,
2018 325 .

2017 .

65 .

469,
534.

2017	65	469	534
2018	25	300	325
2019	15	197	212

Поставени за разглеждане наказателни дела



,
 , . 64
 ,
 . 252, . 1
 . 252
 ,
 . 247 , (2),
 . 1
 2019 . 229
 , 106 . 46,29 %

2019

:


	1
	17
	11
; ; ; ;	20
	7
	9
/	3
, . ,	5
	10
	6
	3
	6
/	1
	2
	1
	3
	1

;

;

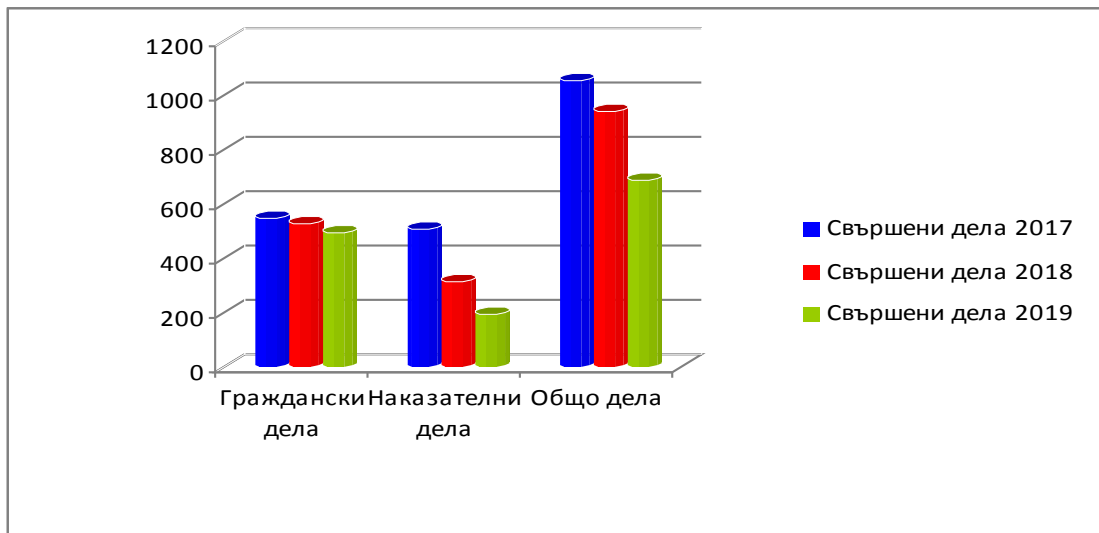
;

;



5.

194 . 2018 509 . 310 . 2017



130

2018 .78 - 15 ; - 24 .

- 45 . 18778 - 14 . ;

2017 33778 -

23 . ; - 69 .

2019 . 64 . 2018

122 . , 2017 . 183 .

2018 . 114 . , 2017 57 . 172 .

. 7 .

, 0 . 0 .

VII .

. 5 .

. 15 . , 2018

14 , 2017 . .78 .78 23 .

123 . , 2017 64 . , 2018 172 .

2019 194 .

172 . 89 % , 2018 310 .

2017 . 277 . 89 % ,

509 .

449 . 88 %.

- 60 . ;

- 3 . , .78 - 13 .
 2018 - 122 .
 - 0 . , .
 78 - 13 . .
 2017 - 181 .
 - 1 . , .
 78 - 24 . .
 2019 69 , 68
 ,
 2018 124 , 122
 ,
 2017 191 , 190
 ,
 , 2019 . 2 , 2018 . 3
 , 2017 . 6 .
 , 47
 , 40
 . 14 3 15 .
 . 4
 . 381-384 , 58
 .
 2
 55/2018 . , 137/2018 .
6. - .
 , 31.12.2019 .
 , 2 53/2018 . 4/2018 .
 ,
 2020 4/2018 . .
 ,
 01.01.2017 . .
7. .
 ,
 ,
 -
 :

	2017 .				2018 .				2019			
			.				.				.	
	21,72	29,67	28,28	30,51	18,06	17,22	18,06	17,22	11,78	10,78	11,78	10,78

2018 , -

- ,

58 - 142 .;

- 12.

129 . -

12 . , 1 . - 14 ., 1

8.

21 , 2018 . 2017

62 .

2019 21

.- , 15 ., 71,43 %.

14,29 % . 1 . 4,76 %

1 . 4,76%.

2018 21

.- , 14 , 66,67 %.

28,57 % . 1 . 4,76 %

2017 . 61 .-

,

19,67 % 45 , 73,77 % . 12 .
2 . 2 . 3,28 %
-3,28 % .

, , 2
, .
. (71%)
(29 %),
, .

9.

2019

.
,
” ” 2016 , .
,
2019 , ” ”, 4
, /
2019 . 14 .
, , , 80 , 2017 2018
167 .

IV.

1.

/ .
2019 . - ,
:
,

100 %
 – 50 %.

2019 . –

2. 2017-2019 .

525 . 522

3 –

2018 633 . 631

2 –

2017 525 .

523 , 2 –



2018 . - 108 , 2017 .

182

2018 140, 2017 153

129 . ,

2018 97 . ,

89 . ,

2017 62 . ,

113 . ,

54 .

53 ., 2018 51 ., 2017 40 .

. 310 - 2019

2017 . 5 . 31 , 2018 . 1 ,

1 . , 2017 . 310 3 ., 2018

5 . 1 .

2018 1 . . 2017

1 . .

2018 48 ., 2017 . 63 .

2019 . 262 . , .410 .

417 , 2018 457 . , 2017 .

333 .

2019 21 . .

-

.410 .417 .

, , , , - 60 .

-54 .

-51 .

-32 .

3. ;

. 2019 .

, .

.

, :

, .

410 . 417 , - ,

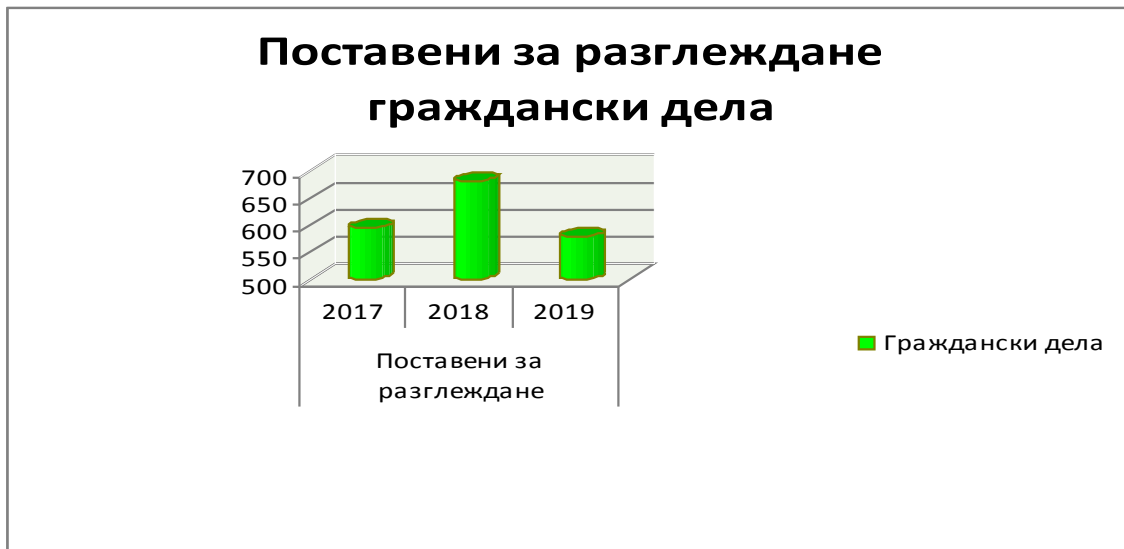
- ,

.

4.

54 .., 525, 579 .
 2019
 2018 49
 633, 682 .
 2018 2017
 70 ., 525,
 595 .



2017	70	525	595
2018	49	633	682
2019	54	525	579



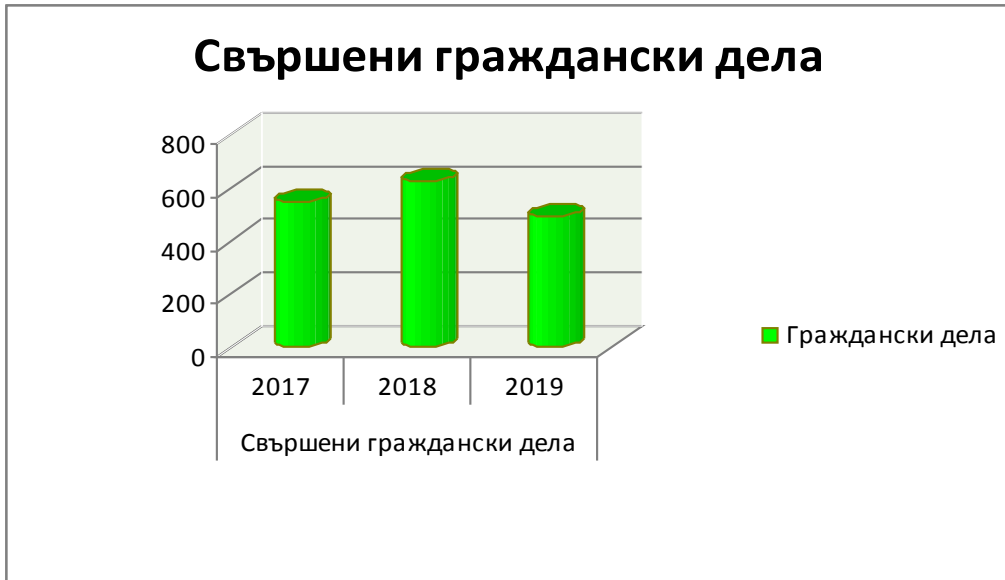
3 – 5

. 390

		2
	.57, .2	1
		1



5.



493 .
92 %
456 .
2018
629 .
95 %
596 .
2017
545 .
471 .
86 %
6/ 13.02.2018 .

5.1.

397 ., 2018 . 546 ., 2017 . 496
84 .
2018 . 61 .; 2017 . 84
2019 . 56 .
2018 . 26 .
2017 . 29 .

8 6 ,
 2018 5 ,
 8 9 2017
 53 2018 51 2017 40
 68
 2018 48 2017 63
 2019 68 2018
 50 2017 65
 2019 262 , . 410
 417 2018 457, 2017
 333
 2019 262 2018 457 2017 333
 . 410 . 417 , 2019 ,
 100 %
 2019 310 31 ,
 31 , 3 2018
 1 , 1 , 1
 2017 3 , 5
 , 5
 21
 23 16
 2018 12 ,
 16 14
 2017 19 ,
 23 19

5.2.

. 96 ,
 2018 83 ,
 2017 49
 :
 , , ,

6. - 2019 2
 242/2017 . ,
 :
 421/2018 .

01.01.2017 .

7.

2018
 .253 - . 164/2018 .
 2017 .

8.

	2017 .				2018				2019			
	33,05	30,28	34,00	31,14	37,89	34,94	37,89	34,94	32,17	27,39	32,17	27,39

-
 -8 . - 376, 195
 - , -20 ., 14 . ,
 , 16 . 11 .
 .

9.

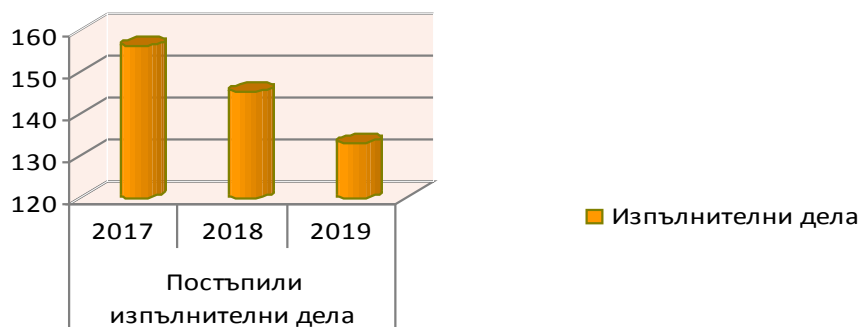
				41	.
		2018	.		
		34	.,	2017	. 36
				2019	37
				26	. 70,27 %,
	7	.	18,92 %,	4	. 10,81 %,
				34	.
2018		2017	.		
		36	.,	2017	. 36
				2018	29
				19	. 65,52 %,
	6	.	20,69 %,	4	. 13,79 %,
				38	.
	2017	.			
				20	. 52,63 %,
7	.	18,24%,	11	.	28,95 %,
					4
	3	,			
				(70%)	
	(30%),			

10.

—

		2018	,
2017	.		,
		—	.
		8	.
			.

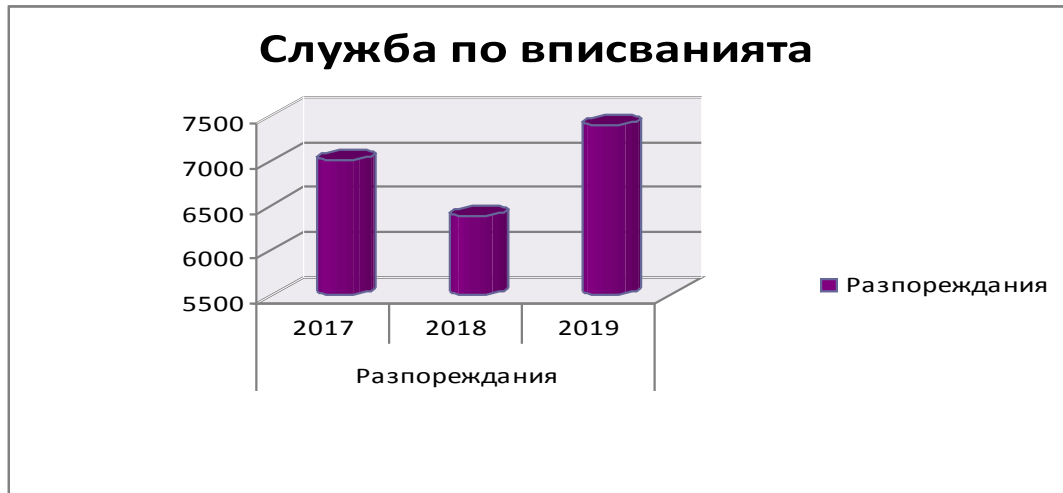
Постъпили изпълнителни дела



114456.00 . -
 - 76952.00 .,
 - 26444.00 .
 - 11069.00 . ,
 14204.00 ,
 7227.00 .
 / , 79 ,
 , 27 , ,
 , , , ,
 , , , ,
 . , , , ,
 2. .
 -
 , .
 29.11.2019 . 04.03.2009
 2019 , 7398 ,
 2018 . 6380,
 2017 7009 , ,

2017 : 2019 . 3587 , 2018 3491 ,
 2017 . 3963 .

1018 2018 . 389 2017 .



.70, .2

65, .3
 2019
 1 864 2018 1 988

141 748 , 2018 120 037 , 2017 .
 101 543 .

2019 . 111 152 717 .
 2018 . - 131 102 843 , 2017 . - 83 744 518 .

2019 . 755 , 2018 . - 814 , 2017 . -
 907 .

232 , 2017 - 225 , 2017 . - 170 . , 2019 .

1039 , 2018 - 1057 , 2017 . - 1159 .
 2018 . 2017 .

2019 . 1539 ,
 2018 - 969 , 2017 . - 982 .

3.

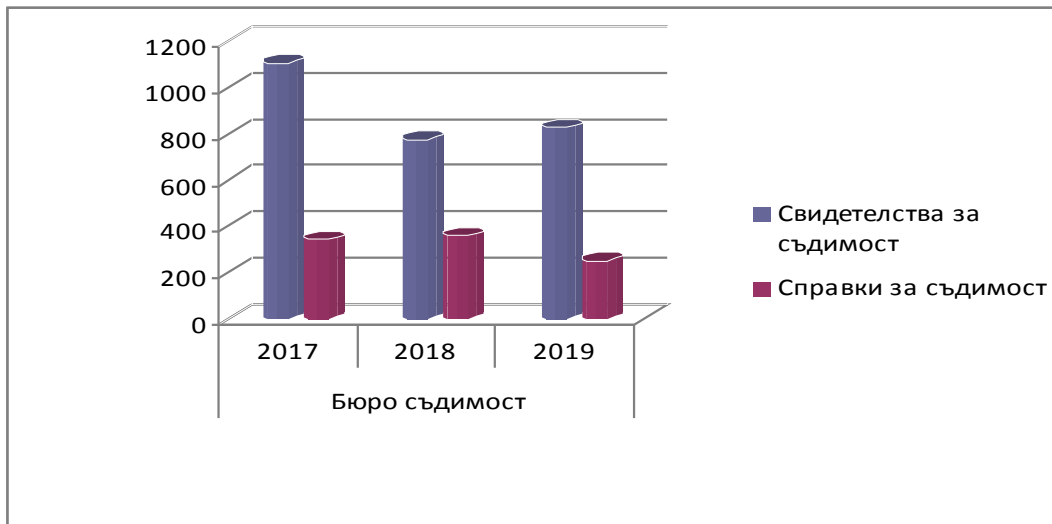
2019 826

2018 774

2017 1106

342

250



2019

2018

VI. ПОВЕРК

2019

1.

2019

2.

559 09.12.2018 .

01.01.2019 . – 31.12.2019 .

VII.

13 .

; 80

4827

; 9150

593

589

18.10.2019

2019

- 19-20.03.2019
 - 09.06.2019
 - 11-12.06.2019
 - 25-26.06.2019
 - 13.08.2019
 - 13.08.2019
 - 12-13.11.2019
 - 20
- : Cybrary /www.cybrary.it/; Udemy /www.udemy.com/;
Bitdegree /www.bitdegree.org/

-
33
17
2019
.

VIII.

2014 – 2020 „ „ ” 2019 ”

2019
:

1:

2019 .:

1	-						
1.1	1. -	1. 2.	1. 2.	2019 .	.	-	1. 2 2. 2
2	-						
2.1	I. 1. 2.	1. 2. 3.	1. 2. 3.	12.04.2019 . 22.11.2019 .	" "	-	1. 2 - 2. 2 3. 2 - 90 -
2.2	1. "	1. " . . . 2. "	1. 2. "	07.01.2019 . 28.03.2019 . 12.04.2019 .	- " "	-	1. 6 2. 150 "

		<p>" . . .</p> <p>" . . .</p> <p>4. " /</p> <p>" . . .</p> <p>5. " "</p> <p>" . . .</p> <p>" . . .</p> <p>6. " . . .</p> <p>" . . .</p>		<p>30.10.2019</p> <p>22.11.2019 .</p> <p>25.11.2019 .</p>			
3.	-		-				
3.1.	1.		1.	2019 .	"		1. 0
	/ /		2.		"	-	2. 3
			3.				3. 0
			4.				4. 21
			/ /				/ /
3.2.	2.		1.	2019 .	"		1. 5328
	-				"	-	
3.3.	3.		1.	2019 .	"		1. 702
	" "				"	-	

			2.				2. 63
4	-						
4.1.	1.		1.	2019 .	"		1. 0
		:	2.		"	-	2. ; 0
		;	3.				3. ; 64
		;	4.				4. 19 ;
		;	5.				5. 0 ;
		;	6.				6. 0 ;
		;	7.				7. 2 ;
4.2.	2.	,	1.	2019 .	"		1. 0 ,
	2.1.	,	2.		"	-	2. 0
	2018						
	2.2.						
4.3.	3.	,	1.		"		1. 1

	-			2019	"	-	
4.	4.		1.			-	1. 0
			2.			-	
			3.				2. 0
			4.				3. 0
							4. 0
5.	-						
5.1.	1.			2019 .	.	-	1. 12
					"		
					"		
5.2.	2.		1.		.	-	1. 3
							13
5.3.	3.		1.	2019 .		-	1. 8
5.4.	4.			2019 .			1. 3

						-	
6.	- 2018 - 2020 .						
6.1.	1.			2019 .	"		1. 0
	Facebook,				"	-	
6.2.	2.			2019 .	"		
					"		

2 :

-

:

2019 .

		6		12 50 %	
		1		100%	
/ /				100%	
		-		-	
		6			
		2		2 100%	

		12		12 100 %	” ”
		2		100 %	
		2		100 %	
				2	” ”

2019

— ”
 .
 ” — ”
 .
 “ ”
 — ”
 ,
 .
 :
 — 07.01.2019
 ” .
 ” .
 ” .
 ” .
 — ”
 28.03.2019

VIII

2019

6- , 7- , 9- 11-

2019”.

2018-

2019

.410

Facebook,

2019

IX.

2001

1023

2019

2016

4 932

2019

2/ 24.01.2019

80 642 .. - 63 421 ;
 - 487 ;
 -16 734 , 2018
 73 881 .. -59 071 ;
 - 7 642 ; - 6 813 , 2017
 91 770 .

,
 .
 2019 .

31.12.2019 . -
 797 871,44 . 31.12.2018 . 677 255,48
 2019 . 120 615,96 .
 2019 . -

3167,41 , , 57 277,69

16,48 2019 , 53 417,68 .

X.

XP 7.
 2007 2010.
 Endpoint,

Windows

Microsoft Office 2003,
 ESET NOD

2018

pfSense

1. Dell 1420

WINDOWS 2003 SERVER;

2. Fujitsu Primergi TX2540M1
2015,

Dell Power Edge 2950.

Fujitsu Primergi TX2540M1

WINDOWS 2008 SERVER,

” backup ”

Tb, : NAS ZyXEL
RAID 1.

2 1

backup ,
100 %

, Sharing FTP

2018

Brother ADS 2100 Mustek iDocScan P70,
Xerox WC7225i.

Kyocera FS-1035 MFP

2019

Xerox DocuMate 5540
MFC L5700 DN

Xerox Workcentre 3225DN Brother

G-TEC AP160N2K
BV800I.
SMART 1500
UPS-

UPS-
APC
UPS- APC

2006 2007

2019

- 1.
- 2.
- 3.
4. JES -

“ 5.0” Web ;
“Web - 66”;
” Style”
-
2018

5. ; “

2018

- 6.
- 7.

web

- 8.

(),

9.

”
JES –

2019

<https://gtoshevo-rs.justice.bg/>.

f cebook

2019

XI.

2019

2018

” -2” 2

” ” ” 2014-2020 (

2014-2020).

” - ” . 2020

” , - -

” .

2019

-

2019 .

” , -

” ,

” ,

” .

” ,

XII.

1. - 2019 .
 2. -
 - 2019 .
 - 3.
 - 2019 .
 4. 2019 .
 5. -
 - 2019 .
 - 6.
 - 2019 .
 7. 2019 .
 8. 2019 .
 9. 2019 .
- 31.01.2020 .
- ” -
- ”
(.)